



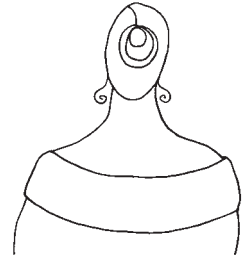
a

drape your wrap evenly as for the simple drape (1) only place the ends at your back



b

drape as for the simple wrap (1) but place off your shoulders and hold at your elbows



Exploring colour and design through textiles has been a passion of mine for many years. Undoubtedly, a hand dyed garment can uniquely revitalise your wardrobe by adding a splash of glorious colour. It is with great pleasure that I present these ideas for wearing your A Good Yarn (AGY) creations. Do write to or email me with your favourite ways of draping your chosen AGY piece!

©Please note this brochure and all its parts (eg text, images, design and layout) is covered by copyright. If you would like extra copies please speak to me about your needs.

## A Good Yarn

by Bronwyn Hunter



Colourful and Individual Accessories  
Hand dyed in Australia

Phone: 02 9427 8387  
 Mobile: 0412 00 55 75  
 Fax: 02 9924 0289  
 Address: 36 Avian Crescent  
 Lane Cove NSW 2066  
 ABN: 74 334 661 804  
 Email: [agoodyarn@optusnet.com.au](mailto:agoodyarn@optusnet.com.au)



## A Good Yarn

by Bronwyn Hunter



Ideas for wearing your  accessories

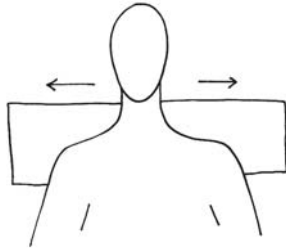
No. 2 WRAP



# 1 Simple drape

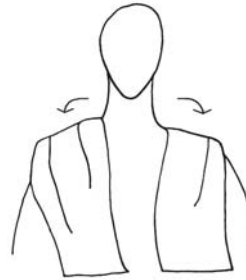
a

hold wrap behind your back and shoulders



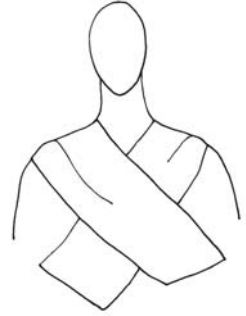
b

bring both sides to your front and drape evenly



c

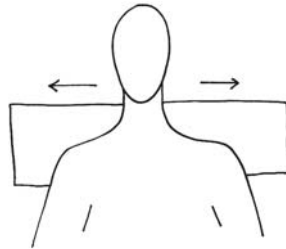
you could also cross both sides at the front



# 2 All wrapped up

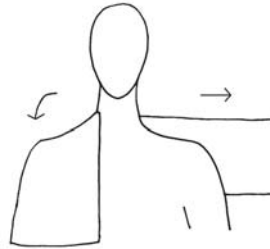
a

hold wrap behind your back and shoulders




b

place one end over one shoulder to around elbow length



c


wrap the long end around your front and back over the opposite shoulder



# 3 Wintery evenings

a

find the halfway point and place the wrap over your head with the ends falling forward



b

throw one end to the back over your opposite shoulder and let fall



c

similarly, throw the other end over your opposite shoulder

